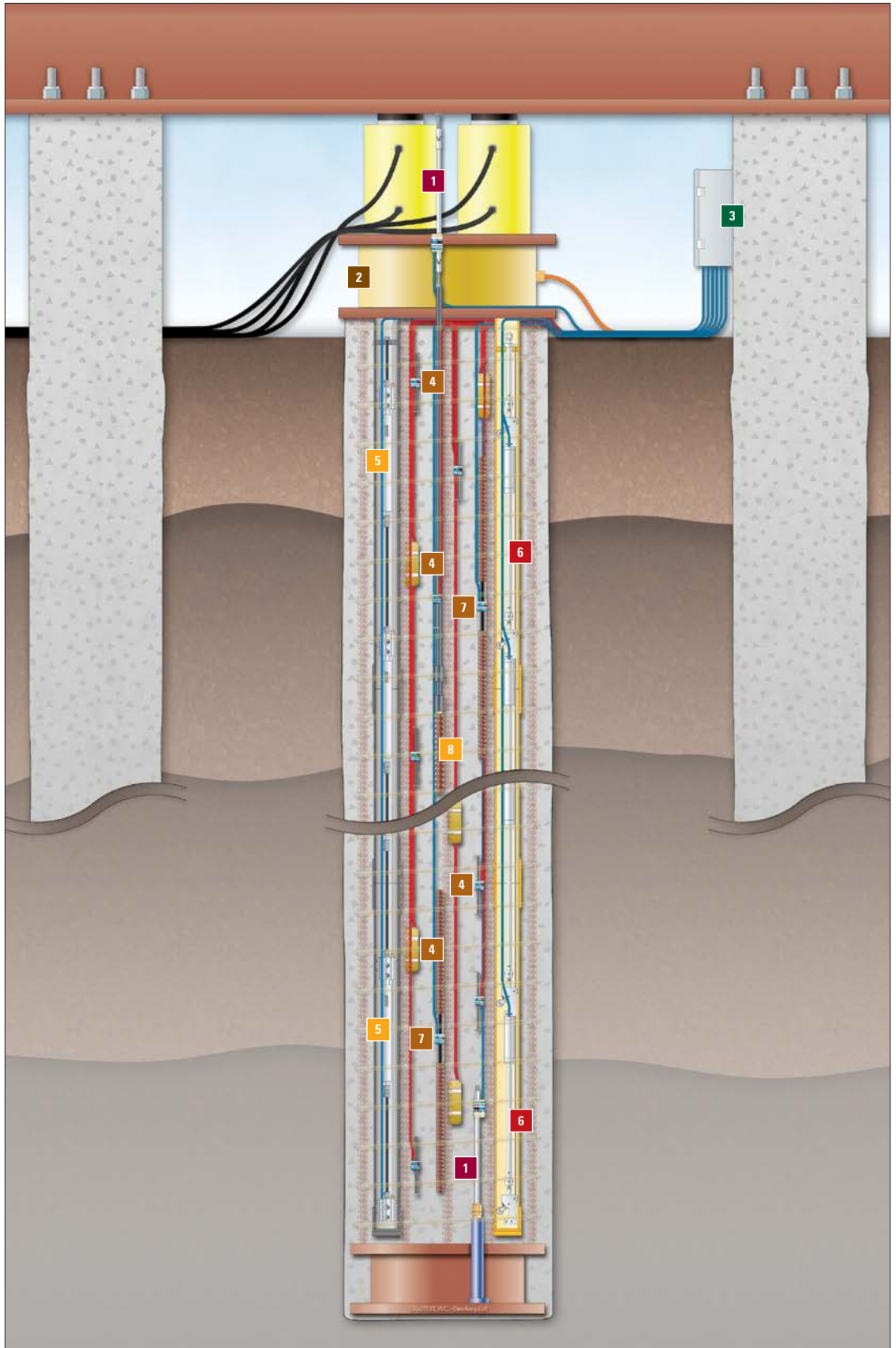


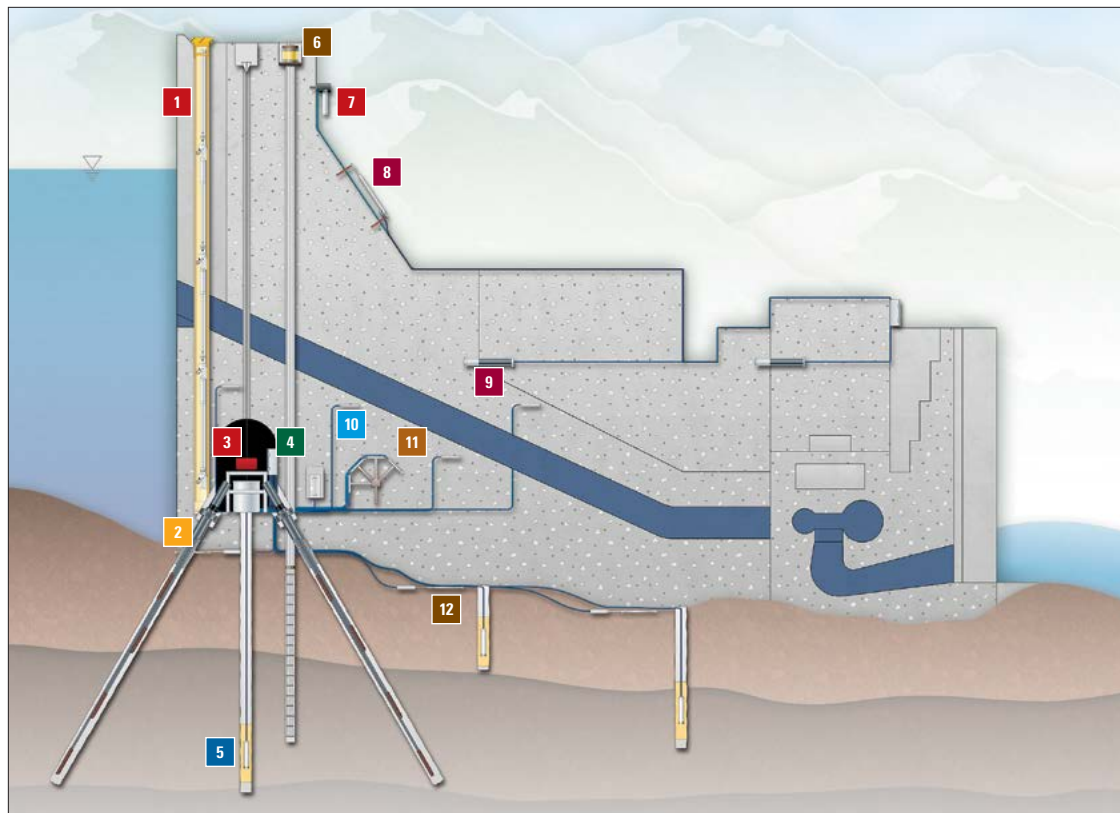
Pile Testing Instrumentation

- 1 Displacement Transducers | 05
- 2 Load Cells | 11
- 3 Multi-Channel Dataloggers | 18
- 4 Strain Gauges | 04
- 5 Retrievable Extensometers | 06
- 6 In-Place Inclinometers | 13
- 7 Sister Bars | 04
- 8 Telltales | 07



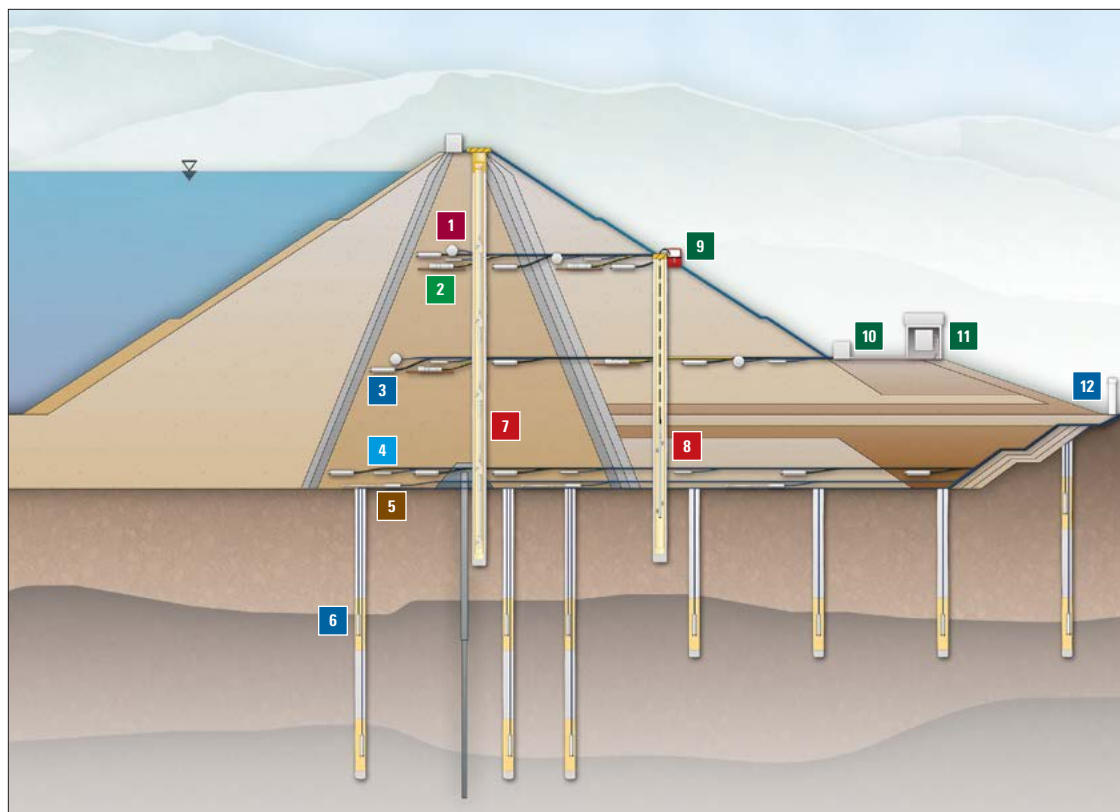
Concrete Dam Instrumentation

- 1 In-Place Inclometers | 13
- 2 Extensometers | 06-07
- 3 Pendulums | 14
- 4 Multi-Channel Dataloggers | 18
- 5 Piezometers | 08-09
- 6 Load Cells | 11
- 7 Tiltmeters | 14
- 8 Crackmeters | 05
- 9 Embedment Jointmeters | 05
- 10 Temperature Gauges | 22
- 11 Embedment Strain Gauges | 04
- 12 Earth Pressure Cells | 11



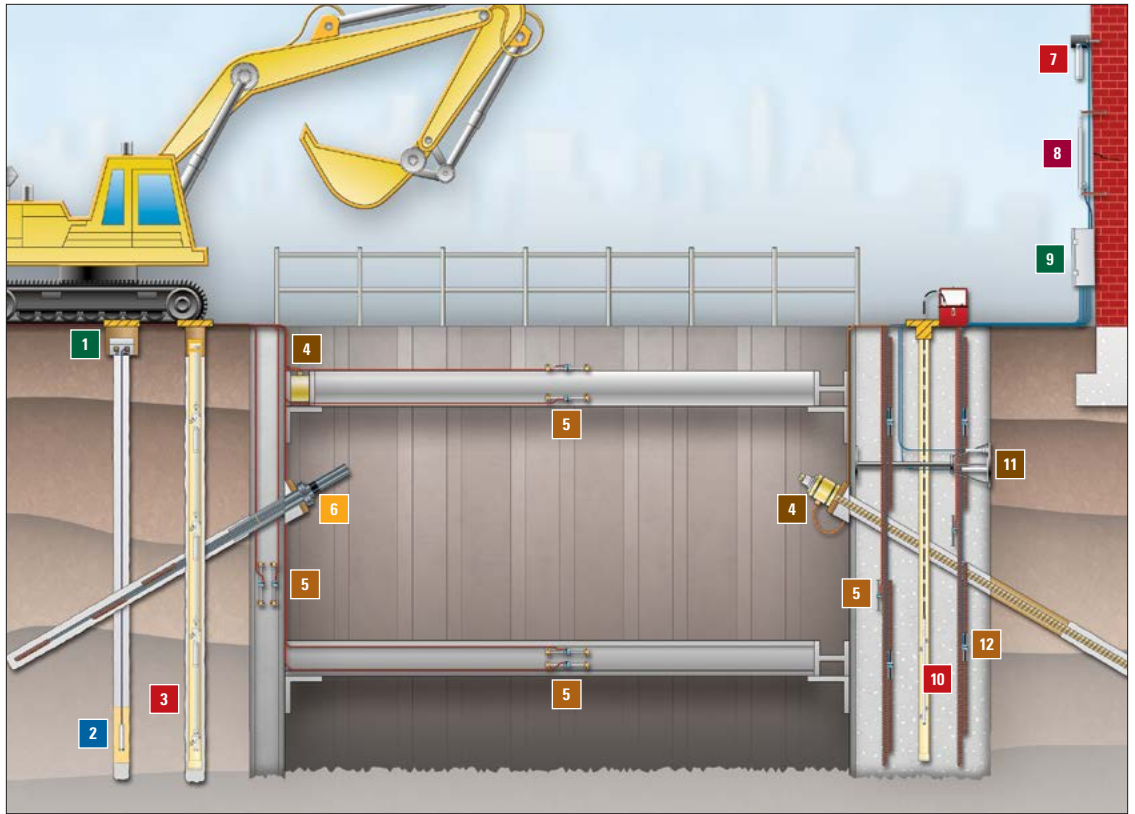
Earth Dam Instrumentation

- 1 Soil Strainmeters | 05
- 2 Settlement Sensors | 10
- 3 Heavy Duty Piezometers | 08
- 4 Temperature Gauges | 22
- 5 Earth Pressure Cells | 11
- 6 Piezometers | 08-09
- 7 In-Place Inclometers | 13
- 8 Inclometer Probes | 12
- 9 Readouts | 15-16
- 10 Multiplexers | 18
- 11 Multi-Channel Dataloggers | 18
- 12 Weir Monitors | 09



**Deep Excavation Instrumentation**

- 1** Single-Channel Dataloggers | 17
- 2** Piezometers | 08-09
- 3** In-Place Inclinometers | 13
- 4** Load Cells | 11
- 5** Strain Gauges | 04
- 6** Extensometers | 06-07
- 7** Tiltmeters | 14
- 8** Crackmeters | 05
- 9** Multi-Channel Dataloggers | 18
- 10** Inclinometer Probes | 12
- 11** Jackout Pressure Cells | 11
- 12** Sister Bars | 04



**Tunnelling Instrumentation**

- 1** Single-Channel Dataloggers | 17
- 2** Piezometers | 08-09
- 3** Extensometers | 06-07
- 4** Load Cells | 11
- 5** NATM Pressure Cells | 11
- 6** Strain Gauges | 04
- 7** Tiltmeters | 14
- 8** Crackmeters | 05
- 9** Multi-Channel Dataloggers | 18
- 10** In-Place Inclinometers | 13
- 11** Tape Extensometers | 07
- 12** Convergence Meters | 05

